



## SyncSisters Tutorials on YouTube

[https://www.youtube.com/channel/UCATd\\_y-cwDRTZtDULeGg42A](https://www.youtube.com/channel/UCATd_y-cwDRTZtDULeGg42A)

### Overview

This YouTube channel hosts a large collection of tutorials focused on Apple devices (Mac, iPad, iPhone, iWatch) and popular applications (Google, email, messaging, photos, contacts).

Tutorials, termed “Tech Bits”, are narrated by the sisters Barbara and Karen. Each tutorial gives demonstrations. The presentation is upbeat, conversational, clear, well-structured and moderately paced. Tutorials last, on average, 8 – 10 minutes with some stretching to 15 – 30 minutes. Each tutorial has been made in the last 2 – 5 years, so while most is relevant, some features of the technology may have changed.

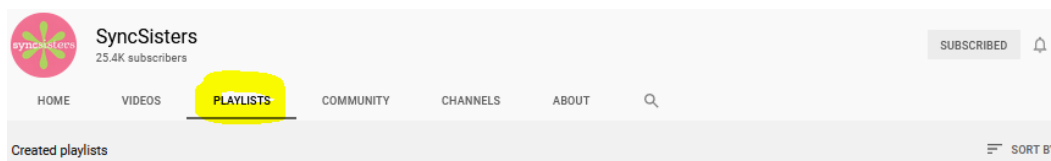
Tutorials assume the viewer has a basic digital knowledge, keyboard and mouse skills. Digital terms are used liberally but otherwise vocabulary is basic. The videos do not provide recaps.

The site is from the USA, so some examples are not Canadian content.


Each video ends with a brief promotion of the SyncSisters. Each playlist includes the solicitation video “Help out a SyncSister! (1:07 minutes)”. In addition, advertisements play at the start and midway on longer the videos.

### Comments

Here is a list of the tutorials that seem most relevant to tutors and learners working virtually. To see a complete list of their tutorials, go to their YouTube channel and explore their playlists.



Our LU tutor review shortlist

Playlist	Topic	Tutor Rating	Length/minutes	Comments
<b>Google</b>				
 <p>Google</p>	<b>Google Search: Complete Guide</b>	<b>Good</b>	19	Maybe too fast for a learner to use independently Good for a tutor to use as a lesson or a refresher 'handout'. Relevant content starts at minute 4.
	<b>Google Account: Create A New</b>	<b>Great</b>	7.5	Covers what Google Accounts are useful for. Explains the set-up steps well.
	<b>Google Hangouts 2016</b>	<b>Good</b>	9	Includes more advanced features such as sharing photos and doodle which may be too much for a new learner.
	<b>Google Drive</b>	<b>Good</b>	13	Covers the icons, uploading, cloud storage, downloading for local storage, and features.
	<b>Google Docs</b>	<b>Good</b>	18	First 3 minutes covers drives. Covers formatting, editing, inserting links, inserting images (using Google search), and other tools. Assumes user is familiar with word processing functions.
	<b>Sharing Google Docs</b>	<b>Good</b>	11	Covers working on shared documents in a virtual environment. Viewer needs word processing skills as it covers advanced features.
	<b>Google Sheets 2016</b>	<b>Good</b>	13	Starts at an introductory level to spreadsheets but includes intermediate features. Explains what spreadsheets are and purposes, formatting, formulas, editing, charts, printing, tools, etc. Builds an example of a company's expenses. Good for learner or tutor.

## WhatsApp



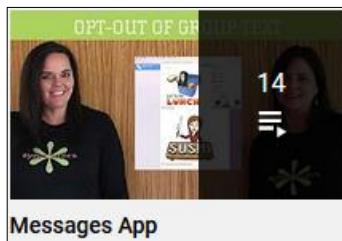
WhatsApp 2018

Great

26.5

Overview of WhatsApp, selecting contacts, chats (texting), calls, camera, status, settings (including security), and saving photos. Demo is on an iPhone.

## iPhone/iPad



Messages – Overview

Good

7

Explains best use of messaging and differences from texting. Covers creating a message, replying, group messages, and predictive text. Good for learners.

Messages – Photos

OK

3

Sending photos. Saving photos from Message threads. Good for learners.

Messages – Voice, Video, and Pictures

Good

5

Covers recording and sending voice messages, taking and sending photos and videos. Good for learners particularly if less comfortable typing.

Messages – Delete Thread

Good

2

Good for learners.

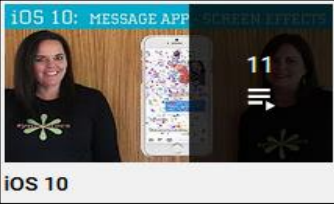


Messages App – Finding the Time Messages Were Sent

OK

2

May be of interest to tutors.

 <p>MAIL APP : SEARCH</p> <p>Mail App</p>	<b>Mail – Overview &amp; New Email</b>	<b>Good</b>	10	Covers structure and navigation of the email app. Also covers how to customize your main screen, working with multiple email accounts, and how to create a new email. Demo is on an iPad.
	<b>Mail – Reply, Reply All, CC, BCC &amp; Print</b>	<b>Good</b>	6	Video also covers forwarding. Demo is on an iPad.
	<b>Mail – Add Attachments</b>	<b>Good</b>	3	How to add various kinds of documents/files from different drives. Demo is on an iPad.
	<b>Mail – Searching for Emails</b>	<b>Good</b>	8	Covers Search Field, Search Categories, Searching specific mailboxes or all mailboxes, searching by To/From/Message content and narrowing your searching by adding additional search words. Demo is on an iPhone.
	<b>Mail – Deleting &amp; Flagging Emails</b>	<b>Good</b>	5	Covers three ways to delete or flag emails, how to recover an email from the trash and the difference between archive and trash. Demo is on an iPad.
	<b>Mail – Creating Folders &amp; Organizing Email</b>	<b>Good</b>	5	Covers creating folders and subfolders and how to move emails into the folders. Demo is on an iPad.
 <p>SAFARI IOS: CLOSE ALL WINDOWS</p> <p>Safari App</p>	<b>Safari Overview</b>	<b>Good</b>	12.5	Gives a basic overview of the Safari app and how to browse the internet, basic navigation, search for websites, go back and forth in one internet window, create and use multiple internet windows, close internet windows and how to enter Safari Reader mode. Demo is on an iPad.

	<b>iOS10 - Messages</b>	<b>NR</b>	20	Overview of what is new in this iOS10 version for messaging. Many features are advanced, but the digital touch could be helpful for tutors and learners.
	<b>iOS10 - Music</b>	<b>NR</b>	15	Overview of the new iOS10 version for music. May be helpful to learners if tutors are providing audio books or recordings for the learner to review.
	<b>iOS11 – New iPad Features</b>	<b>NR</b>	12	Covers the features of New Dock, App Switcher, Slide Over, Split Screen, Drag & Drop, Instant Notes, Quick Type Keyboard & Key Flicks, Select multiple apps. Assumes basic knowledge of iPad functionality.
	<b>iOS11 – Screenshot</b>	<b>Good</b>	12	How to take a screen shot and add markups. Interesting for tutors.
	<b>iOS11 – Markup</b>	<b>Good</b>	13	How to write or add markups on documents, photos. Interesting for tutors.
<b>Mac</b>				
	<b>Keyboard and Emoji Viewer</b>	<b>OK</b>	10	Covers adding viewer to menu bar, Keyboard viewer, Letter accents (tilde, umlaut, etc.), Emoji viewer, Meaning of emoji's. Keyboard Viewer could be useful to tutors who are helping their learner find something on the keyboard.
	<b>Siri</b>	<b>OK</b>	9	Gives an overview of the features, including voice recognition. May be interesting to learners who are less comfortable with keyboards.
	<b>Screenshot</b>	<b>OK</b>	6	How to take full or partial screenshots. May be helpful for tutors.